

MCKEE QUATTRO M4® **MCKEE MULTISYSTEM M5®**

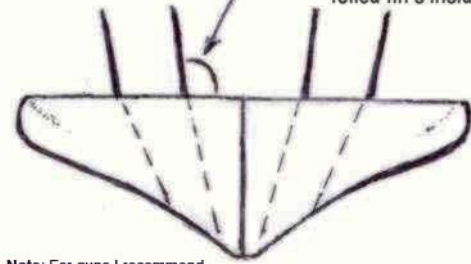
© B.C.Mckee 2000

2009 UPDATE

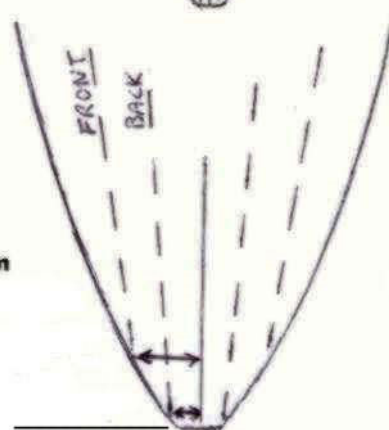

FIN ANGLE : front 96 degrees
: back 92.5 degrees from flat horizontal

Concave tail : front : 97 degrees
Vee tail : front : 94 degrees

note: back fins are more vertical
to compensate for double
foiled fin's inside face angle



Note: For guns I recommend
1 degree more vertical for both
front and back fins. This aids in
providing speed and reducing
a potential wedging effect.



Fin Direction = Inside face of fin

	Front	Back
Gun	1 1/4 "	1/4 "
@ Shortboard	1 7/8 "	3/8 "
@ Longboard	2 3/8 "	1/2 "

@Note : Distance from Stringer
Fin direction for tails over 13-3/4" wide at 12" up, add 1/16" to distance
from stringer for every extra quarter inch of tail width!

Note: For guns use central fin location jig for back fins

Note: For longboards distance between back fins 6 1/8 "

DOWNLOAD FORMULAS FOR ACCURATE POSITIONING

##Note on use of FCS:

FCS rail plugs are recommended for back fins on boards with
concave tails.

For Vee-bottoms, FCS central fin plugs are more appropriate.

Check the angle of the upper face of the plug with the fin-jig

Distance from Rail
+ Distance between fins

% Check fin formula for variations on this
distance

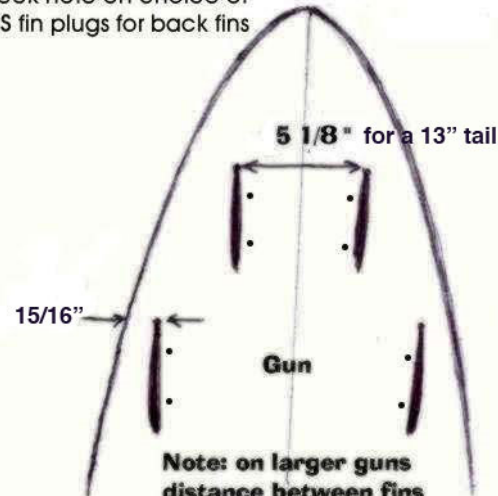
5 9/16" for a 13-3/4" tail

Check #Note on fin position
markation and drilling
below

1"

Standard Shortboard

##Check note on choice of
FCS fin plugs for back fins



5 1/8 " for a 13" tail

15/16"

Gun

Note: on larger guns
distance between fins
can reduce to 5 "

Distances given can change according to tail width.
Download the M5 formula to see which distance
corresponds with each tail.

**#Note: Careful when marking and drilling
tail-fin position and plug holes!**

**For Guns use central fin location template
on tail fins and use central fin jig.**

****Note that with shortboards, using the side fin
location template on rear fins means that the double**